



**Rockingham**  
COMMUNITY COLLEGE

## ***2021 COMPLETIONS REPORT***



***Prepared By  
The Office of Technology and Institutional Effectiveness***

***September 1, 2021***

## 2020-2021 Completion Facts

There were 483 degrees, certificates, and diplomas awarded this year. Associate degrees made up 53% of the awards, with certificates and diplomas making up 37% and 10%, respectively.

Rockingham County residents comprised 76% of our graduates, of those, 41% were from Reidsville, 32% were from Eden, 12% were from Madison, 8% were from Stoneville, and 4% were from Mayodan.

The average age of our graduates was 26.3, with a median of 23 and a mode of 18. For reference, the average age of an enrolled student in the fall was 22. The majority of graduates fell between the ages of 18 and 24 (273 or 57%).

Females made up 55% of our graduates and 64% of our enrollment. Males made up 45% of our graduates and 36% of our enrollment. Females are completing Associates Degrees at double the rate of males, and males are seeking Certificates at more than double the rate of females.

White students made up 72% of our graduates and 64% of our enrollment. Black/African American students made up 15% of our graduates and 17% of our enrollment. Hispanic/Latino students made up 7% of our graduates and 9% of our enrollment.

Early Childhood Education programs graduated 29 students this year. This is an increase of 71% over last year and an increase of 123% over five years ago.

Business Technologies programs graduated 73 students this year. This is an increase of 52% over last year and an increase of 62% over five years ago. Information Technology and Medical Office Administration made up a large part of that growth.

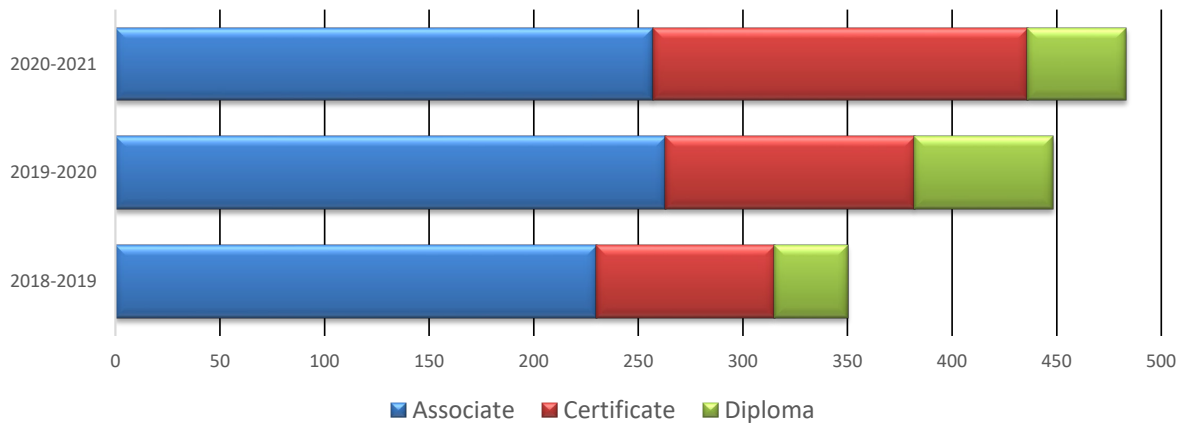
Surgical Technology graduated 21 students this year. This is an increase of 62% over last year and an increase of 31% over five years ago.

The Nursing program graduated 62 students this year. This is an increase of 22% over last year and an increase of 121% over five years ago.

The Air Conditioning, Heating & Refrigeration Technology program graduated 19 students this year. This is an increase of 27% over last year and an increase of 138% over five years ago.

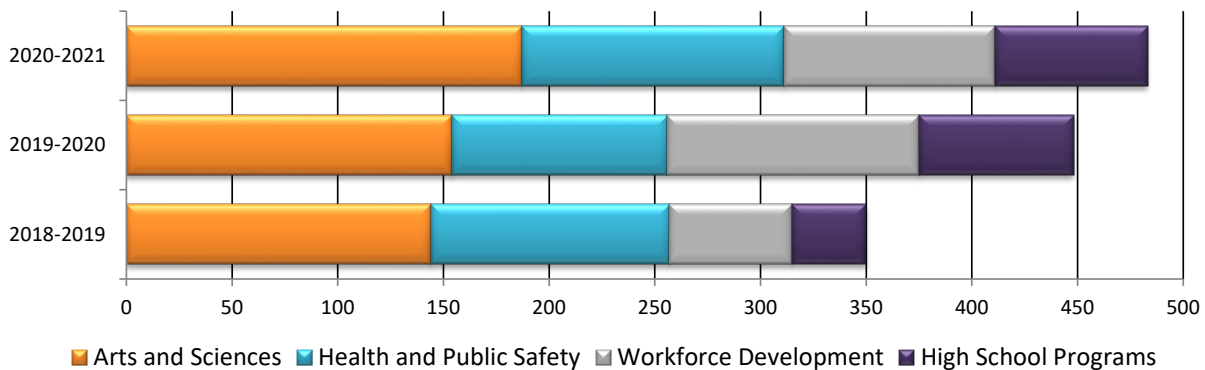
### COMPLETIONS BY DEGREE ACADEMIC YEARS 2015-16 THROUGH 2020-2021

	2016-2017	2017-2018	2018-2019	2019-2020	2020-2021	% Change	
						18/19-19/20	15/16-19/20
<b>Completions (Unduplicated Headcount)</b>	<b>369</b>	<b>385</b>	<b>317</b>	<b>368</b>	<b>436</b>	<b>18%</b>	<b>18%</b>
<b>Completions (Duplicated Headcount)</b>	<b>421</b>	<b>465</b>	<b>350</b>	<b>448</b>	<b>483</b>	<b>8%</b>	<b>15%</b>
Associate	272	288	230	263	257	-2%	-6%
Certificate	112	122	85	119	179	50%	60%
Diploma	37	55	35	66	47	-29%	27%



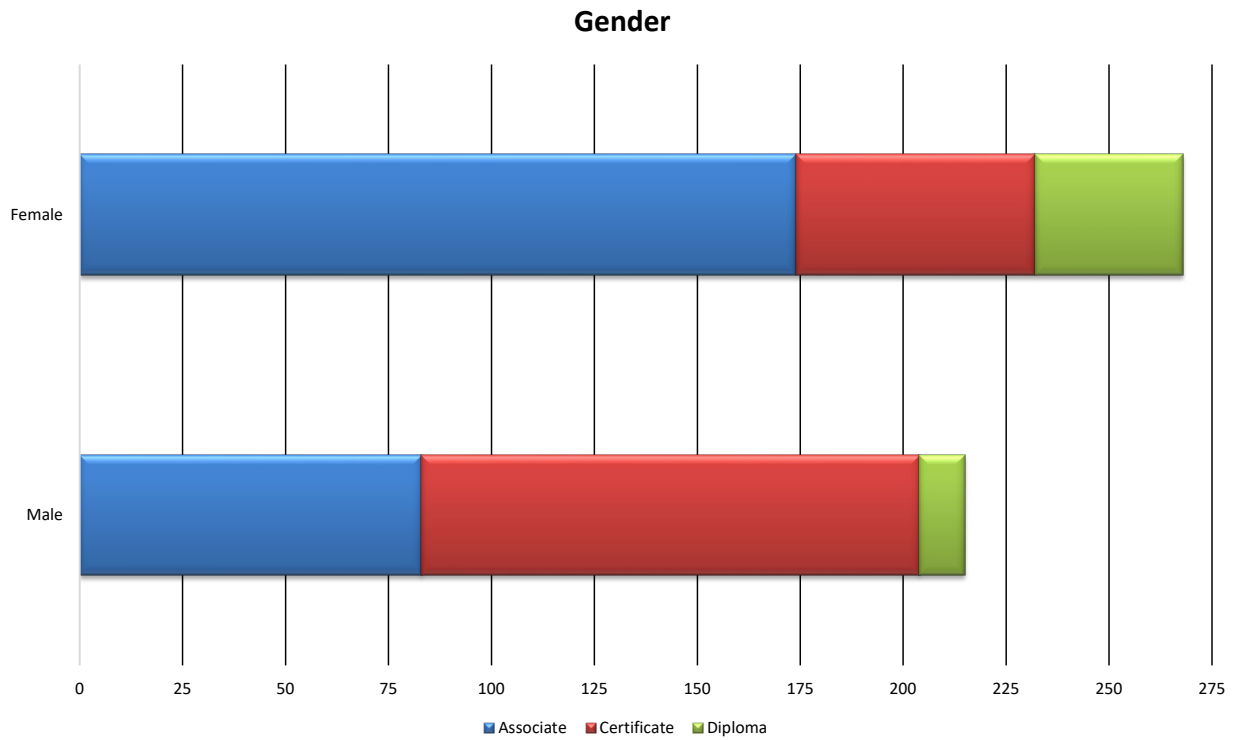
### COMPLETIONS BY DIVISION ACADEMIC YEARS 2015-16 THROUGH 2020-2021

	2016-2017	2017-2018	2018-2019	2019-2020	2020-2021	% Change	
						18/19-19/20	15/16-19/20
<b>Completions (Duplicated Headcount)</b>	<b>421</b>	<b>465</b>	<b>350</b>	<b>448</b>	<b>483</b>	<b>8%</b>	<b>15%</b>
Arts and Sciences	162	177	144	154	187	21%	15%
Health and Public Safety	113	126	113	102	124	22%	10%
Workforce Development	66	84	58	119	100	-16%	52%
High School Programs	80	78	35	73	72	-1%	-10%



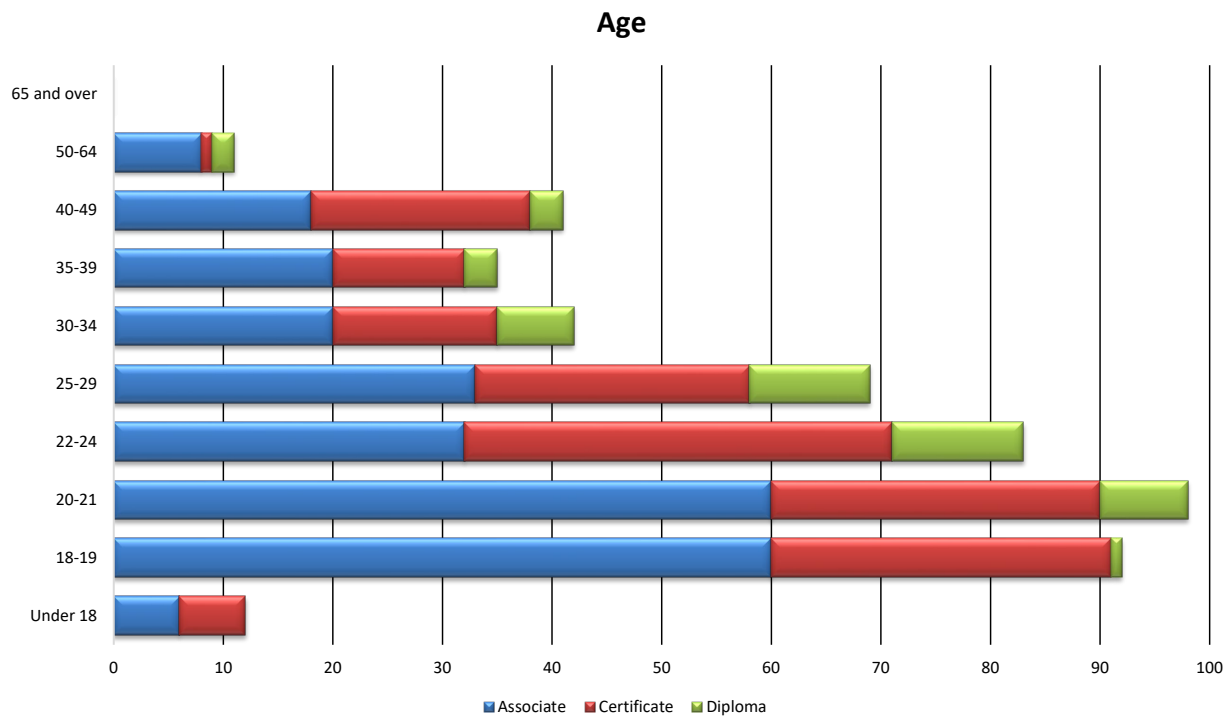
**COMPLETIONS BY DEGREE**  
**Fall 2020 - Summer 2021**

Gender	Associate		Certificate		Diploma	
Male	83	32%	121	68%	11	23%
Female	174	68%	58	32%	36	77%



### COMPLETIONS BY DEGREE Fall 2020 - Summer 2021

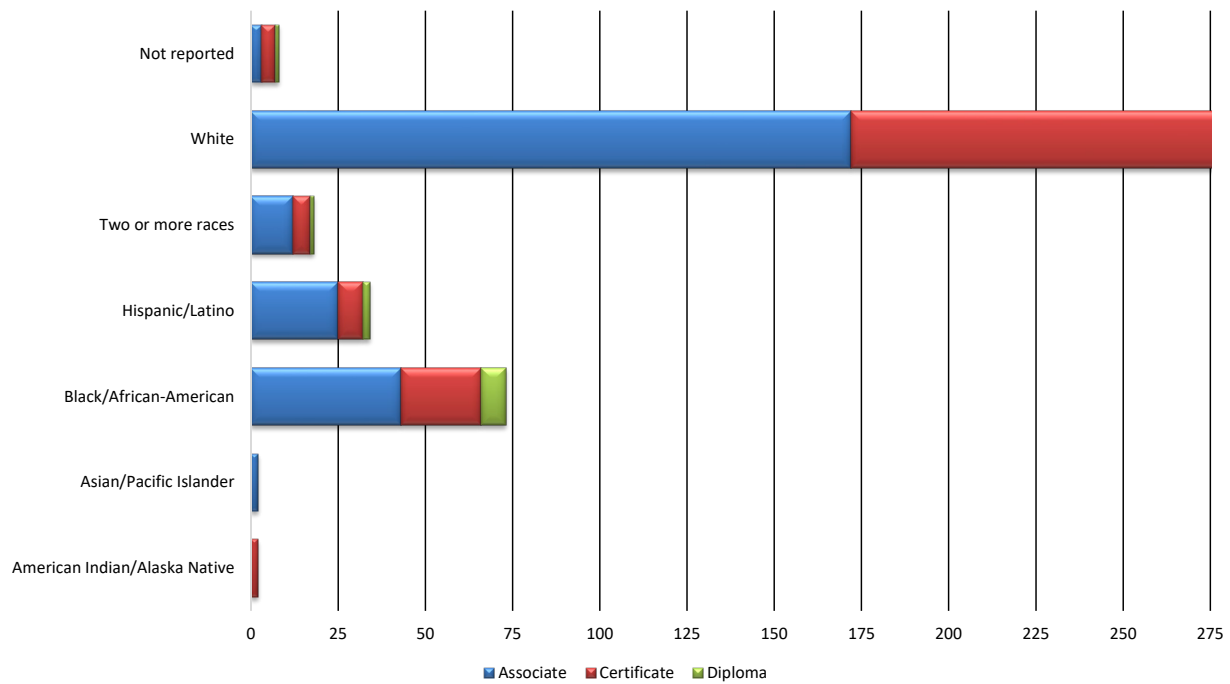
Age	Associate		Certificate		Diploma	
Under 18	6	2%	6	3%	0	0%
18-19	60	23%	31	17%	1	2%
20-21	60	23%	30	17%	8	17%
22-24	32	12%	39	22%	12	26%
25-29	33	13%	25	14%	11	23%
30-34	20	8%	15	8%	7	15%
35-39	20	8%	12	7%	3	6%
40-49	18	7%	20	11%	3	6%
50-64	8	3%	1	1%	2	4%
65 and over	0	0%	0	0%	0	0%



### COMPLETIONS BY DEGREE Fall 2020 - Summer 2021

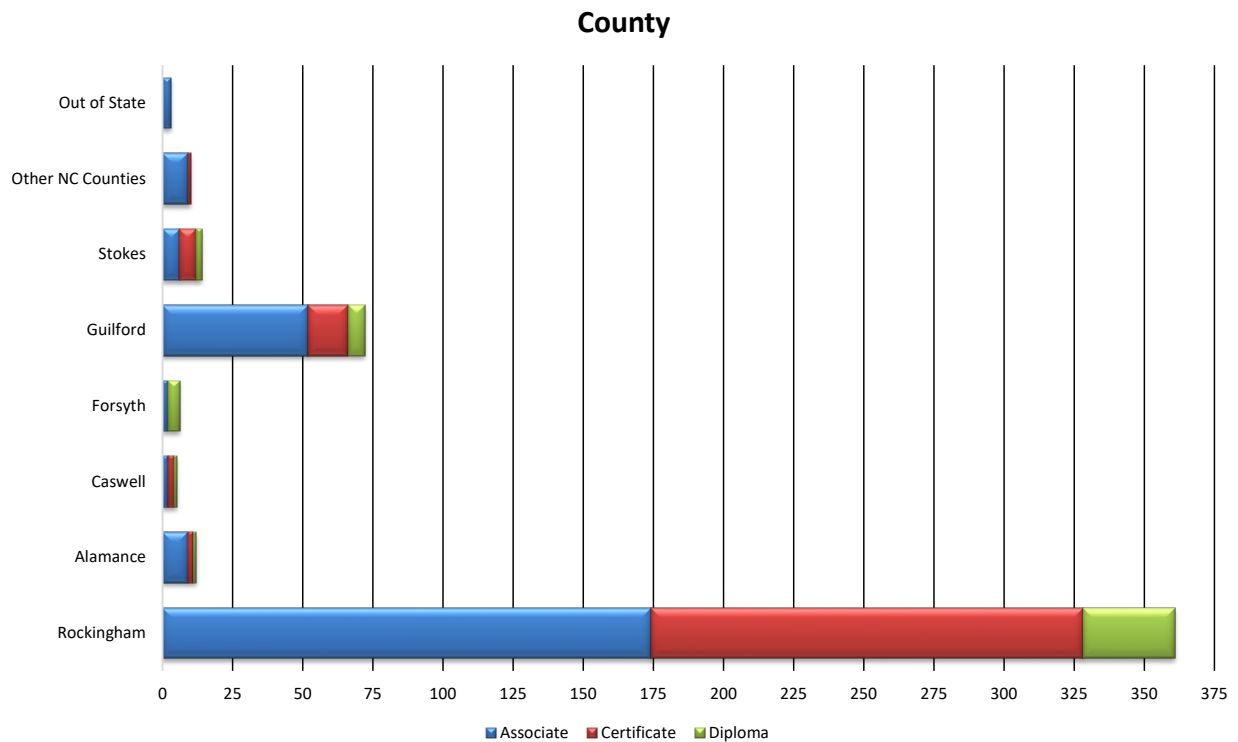
Race/Ethnicity	Associate		Certificate		Diploma	
American Indian/Alaska Native	0	0%	2	1%	0	0%
Asian/Pacific Islander	2	1%	0	0%	0	0%
Black/African-American	43	17%	23	13%	7	15%
Hispanic/Latino	25	10%	7	4%	2	4%
Two or more races	12	5%	5	3%	1	2%
White	172	67%	138	77%	36	77%
Not reported	3	1%	4	2%	1	2%

#### Race/Ethnicity



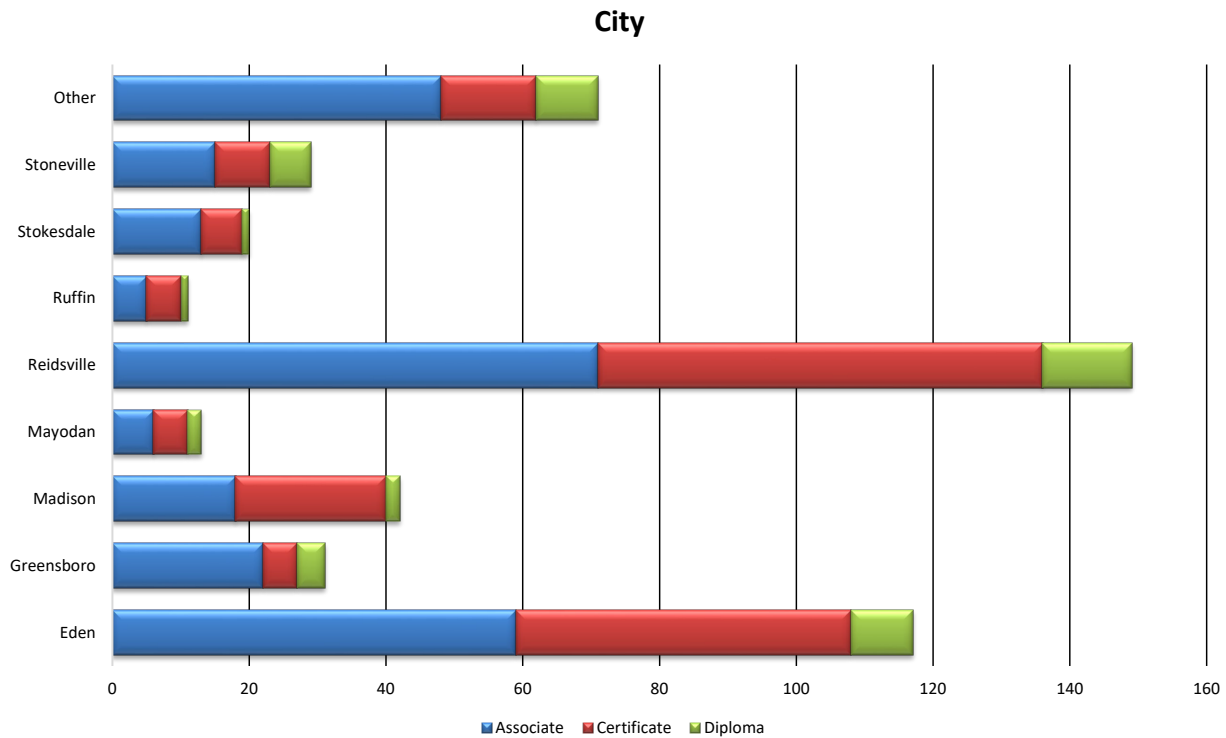
### COMPLETIONS BY DEGREE Fall 2020 - Summer 2021

County	Associate		Certificate		Diploma	
Rockingham	174	68%	154	86%	33	70%
Alamance	9	4%	2	1%	1	2%
Caswell	2	1%	2	1%	1	2%
Forsyth	2	1%	0	0%	4	9%
Guilford	52	20%	14	8%	6	13%
Stokes	6	2%	6	3%	2	4%
Other NC Counties	9	4%	1	1%	0	0%
Out of State	3	1%	0	0%	0	0%



### COMPLETIONS BY DEGREE Fall 2020 - Summer 2021

City	Associate		Certificate		Diploma	
Eden	59	23%	49	27%	9	19%
Greensboro	22	9%	5	3%	4	9%
Madison	18	7%	22	12%	2	4%
Mayodan	6	2%	5	3%	2	4%
Reidsville	71	28%	65	36%	13	28%
Ruffin	5	2%	5	3%	1	2%
Stokesdale	13	5%	6	3%	1	2%
Stoneville	15	6%	8	4%	6	13%
Other	48	19%	14	8%	9	19%





## COMPLETIONS BY DEGREE ACADEMIC YEARS 2016-2017 THROUGH 2020-2021

		2016-17	2017-18	2018-19	2019-20	2020-21	% Change	
							19/20-20/21	16/17-20/21
<b>Curriculum Totals</b>		<b>421</b>	<b>465</b>	<b>350</b>	<b>449</b>	<b>483</b>	<b>8%</b>	<b>15%</b>
<b>Arts and Sciences</b>		<b>162</b>	<b>177</b>	<b>144</b>	<b>154</b>	<b>187</b>	<b>21%</b>	<b>15%</b>
<b>College Transfer</b>		<b>89</b>	<b>111</b>	<b>80</b>	<b>86</b>	<b>85</b>	<b>-1%</b>	<b>-4%</b>
<b>Associate in Arts</b>		<b>64</b>	<b>69</b>	<b>51</b>	<b>62</b>	<b>53</b>	<b>-15%</b>	<b>-17%</b>
Associate in Arts	A10100	64	69	51	62	53	-15%	-17%
<b>Associate in Science</b>		<b>23</b>	<b>36</b>	<b>25</b>	<b>20</b>	<b>21</b>	<b>5%</b>	<b>-9%</b>
Associate in Science	A10400	23	36	25	20	21	5%	-9%
<b>Associate in Fine Arts Visual Arts</b>		<b>2</b>	<b>6</b>	<b>4</b>	<b>4</b>	<b>11</b>	<b>175%</b>	<b>450%</b>
Associate in Fine Arts Visual Arts (A10200 merged into A10600)	A10600	2	6	4	4	11	175%	450%
<b>Humanities and Social Sciences</b>		<b>14</b>	<b>6</b>	<b>14</b>	<b>17</b>	<b>29</b>	<b>71%</b>	<b>107%</b>
<b>Early Childhood Education</b>		<b>13</b>	<b>6</b>	<b>14</b>	<b>17</b>	<b>29</b>	<b>71%</b>	<b>123%</b>
Early Childhood Education (This program code no longer used)	A55220	13	5	10	2	--	0%	0%
Early Childhood Education (new 18-19)	A55220N	--	--	0	0	0	0%	0%
Early Childhood Education (new 18-19)	A55220T	--	--	0	7	4	-43%	0%
Early Childhood Education (new 18-19)	A55220C	--	--	0	3	3	0%	0%
Early Childhood Education	C55220E	0	1	3	3	22	633%	0%
Early Childhood Education	D55220	0	0	1	0	0	0%	0%
Early Childhood Education (new 19-20)	C55220EC	--	--	--	2	0	-100%	0%
<b>Infant-Toddler Care</b>		<b>1</b>	<b>0</b>	<b>0</b>	<b>0</b>	<b>0</b>	<b>0%</b>	<b>-100%</b>
Infant-Toddler Care (term. 17-18)	C55290	1	0	0	0	--	0%	0%
<b>Business Technologies</b>		<b>45</b>	<b>53</b>	<b>47</b>	<b>48</b>	<b>73</b>	<b>52%</b>	<b>62%</b>
<b>Accounting</b>		<b>9</b>	<b>9</b>	<b>8</b>	<b>7</b>	<b>9</b>	<b>29%</b>	<b>0%</b>
Accounting and Finance (A25100 merged into A25800 in 18-19)	A25800	6	8	7	6	9	50%	50%
Managerial/Small Business Accounting	C25100E	3	1	1	1	0	-100%	-100%
<b>Business Administration</b>		<b>10</b>	<b>12</b>	<b>13</b>	<b>16</b>	<b>15</b>	<b>-6%</b>	<b>50%</b>
Business Administration	A25120	8	12	12	16	11	-31%	38%
Management Applications & Principles	C25120M	2	0	1	0	0	0%	-100%
Business Administration	C25120	--	--	--	--	4		
<b>Information Technology</b>		<b>11</b>	<b>12</b>	<b>7</b>	<b>14</b>	<b>21</b>	<b>50%</b>	<b>91%</b>
Computer Information Technology (term. 17-18)	A25260	11	5	0	0	--	0%	0%
Information Technology (new 16-17)(includes A25590 from SU17)	A25590I	0	4	5	3	3	0%	0%
Information Technology - Healthcare Informatics (new 16-17)	A25590H	--	--	--	--	--	0%	0%
Information Technology - Business Support (new 16-17)	A25590B	--	--	--	--	--	0%	0%
Small Business IT and Networking	C25260B	0	1	1	0	--	0%	0%
Computer Information Technology	C25260I	0	1	1	0	--	0%	0%
Web Development	C25260W	0	1	0	0	--	0%	0%
A+ Essentials (new 19-20)	C25590IA	--	--	--	3	5	67%	0%
Network and Security Essentials (new 19-20)	C25590IN	--	--	--	3	2	-33%	0%
Cybersecurity (new 19-20)	C25590IC	--	--	--	2	3	50%	0%
IT Support Foundations (new 19-20)	C25590IS	--	--	--	2	6	200%	0%
Web Technologies (new 19-20)	C25590IW	--	--	--	1	2	100%	0%
<b>Medical Office Administration</b>		<b>15</b>	<b>20</b>	<b>19</b>	<b>11</b>	<b>28</b>	<b>155%</b>	<b>87%</b>
Medical Office Administration	A25310	9	4	3	0	2	0%	-78%
Medical Billing and Coding (new 17-18)	A25310C	--	0	2	2	7	250%	0%
Patient Services Representative (new 17-18)	A25310P	--	0	1	5	2	-60%	0%
Medical Office Administration Coding (term. 17-18)	A25310X	1	5	6	--	--	0%	0%
Medical Office Administration Diploma (new 17-18)	D25310A	--	0	1	2	--	0%	0%
Medical Office Administration Med Billing & Coding	C25310D	--	--	--	--	2	0%	0%
Medical Office Administration Med Office Professional	C25310M	--	--	--	--	6	0%	0%
Medical Office Administration Office Administration	C25310O	--	--	--	--	2	0%	0%
Medical Office Administration: Pt. Serv. Representative (new 17-18)	C25310A	--	0	2	1	0	-100%	0%
Medical Auditing Certificate (new 20-21)	C25310U	--	--	--	--	4	0%	0%
Medical Office Billing & Coding	C25310B	2	7	4	1	3	200%	50%
Medical Office Administration Coding (new 15-16)	C25310X	3	4	0	0	0	0%	-100%
<b>Arts and Sciences (terminated programs)</b>		<b>14</b>	<b>7</b>	<b>3</b>	<b>3</b>	<b>0</b>	<b>-100%</b>	<b>-100%</b>
<b>Office Administration</b>		<b>14</b>	<b>7</b>	<b>3</b>	<b>3</b>	<b>0</b>	<b>-100%</b>	<b>-100%</b>
Office Administration (term. 19-20)	A25370	4	2	3	2	--	0%	0%
Word Processing (term. 17-18)	C25370	2	--	--	--	--	0%	0%
Office Administration: Administrative Asst. (term. 17-18)	C25370A	0	2	--	--	--	0%	0%
Business Office (term. 17-18)	C25370B	3	--	--	--	--	0%	0%
Office Administration: Advanced Office Software (term. 17-18)	C2370D	0	1	--	--	--	0%	0%
Receptionist (term. 17-18)	C25370R	3	1	--	--	--	0%	0%
Office Specialist (term. 18-19)	C25370S	2	0	--	--	--	0%	0%
Office Administration (term. 18-19)	D25370	0	1	--	1	--	0%	0%

**COMPLETIONS BY DEGREE  
ACADEMIC YEARS 2016-2017 THROUGH 2020-2021**

						% Change	
		2016-17	2017-18	2018-19	2019-20	2020-21	19/20-20/21
<b>Health and Public Services</b>		<b>113</b>	<b>126</b>	<b>113</b>	<b>103</b>	<b>124</b>	<b>20%</b>
<b>Allied Health</b>		<b>25</b>	<b>27</b>	<b>29</b>	<b>25</b>	<b>31</b>	<b>24%</b>
<b>Respiratory Therapy</b>		<b>9</b>	<b>11</b>	<b>13</b>	<b>12</b>	<b>7</b>	<b>-42%</b>
Respiratory Therapy	A45720	9	11	13	12	7	-42%
Pre-Respiratory Therapy (term. 18-19)	A55280R	--	--	--	--	--	0%
Pre-Health Respiratory Therapy (new 17-18)	A10300RT	--	0	0	0	0	0%
<b>Surgical Technology</b>		<b>16</b>	<b>16</b>	<b>16</b>	<b>13</b>	<b>21</b>	<b>62%</b>
Surgical Technology (new 16-17)	A45740	--	1	6	1	7	600%
Pre-Surgical Technology (term. 18-19)	A55280S	0	0	--	--	--	0%
Pre-Health Surgical Technology (new 17-18)	A10300ST	--	0	0	0	0	0%
Surgical Technology	D45740	16	15	10	12	14	17%
<b>Emergency Medical Science</b>		<b>--</b>	<b>--</b>	<b>--</b>	<b>--</b>	<b>3</b>	<b>0%</b>
Emergency Medical Science Bridge (new 20-21)	A45340BR	--	--	--	--	3	0%
<b>Nursing</b>		<b>28</b>	<b>39</b>	<b>39</b>	<b>51</b>	<b>62</b>	<b>22%</b>
<b>Associate Degree Nursing</b>		<b>15</b>	<b>20</b>	<b>26</b>	<b>29</b>	<b>40</b>	<b>38%</b>
Associate Degree Nursing	A45110	15	12	16	13	22	69%
Associate Degree Nursing (new 17-18)	A45110L	--	8	10	14	16	14%
Associates in General Education in Nursing (new 17-18)	A1030N	--	0	0	2	2	0%
Pre-Associate Degree Nursing (term. 18-19)	A55280N	0	0	--	--	--	0%
<b>Practical Nursing</b>		<b>13</b>	<b>19</b>	<b>13</b>	<b>22</b>	<b>22</b>	<b>0%</b>
Pre-Practical Nursing (term. 18-19)	A55280L	--	--	--	--	--	0%
Practical Nursing	D45660	13	19	13	22	22	0%
<b>Cosmetology</b>		<b>9</b>	<b>13</b>	<b>14</b>	<b>6</b>	<b>8</b>	<b>33%</b>
<b>Cosmetology</b>		<b>9</b>	<b>13</b>	<b>14</b>	<b>6</b>	<b>8</b>	<b>33%</b>
Cosmetology	A55140	5	4	6	2	1	-50%
Cosmetology	D55140	0	3	1	0	1	0%
Cosmetology	C55140	4	6	7	4	6	50%
<b>Public Safety</b>		<b>33</b>	<b>33</b>	<b>30</b>	<b>20</b>	<b>23</b>	<b>15%</b>
<b>Basic Law Enforcement</b>		<b>25</b>	<b>26</b>	<b>20</b>	<b>13</b>	<b>16</b>	<b>23%</b>
Basic Law Enforcement	C55120	25	26	20	13	16	23%
<b>Criminal Justice Technology</b>		<b>8</b>	<b>7</b>	<b>10</b>	<b>7</b>	<b>7</b>	<b>0%</b>
Criminal Justice Technology	A55180	7	7	10	6	7	17%
Criminal Justice Technology (new 20-21)	A55180GP	--	--	--	--	0	0%
Criminal Justice Management (term. 19-20)	C55180M	1	0	0	--	--	0%
Criminal Justice Technology - Generalist	C55180EC	0	0	0	1	--	0%
<b>Health and Public Safety (terminated programs)</b>							
<b>Phlebotomy</b>		<b>16</b>	<b>14</b>	<b>0</b>	<b>1</b>	<b>--</b>	<b>0%</b>
Phlebotomy (term. 18-19)	C45600	16	14	0	1	--	0%
<b>Fire Protection</b>		<b>2</b>	<b>--</b>	<b>1</b>	<b>--</b>	<b>--</b>	<b>0.0%</b>
Fire Protection (term. 16-17)	A55240	2	--	1	--	--	0%

**COMPLETIONS BY DEGREE  
ACADEMIC YEARS 2016-2017 THROUGH 2020-2021**

		2016-17	2017-18	2018-19	2019-20	2020-21	% Change	
							19/20-20/21	16/17-20/21
<b>Workforce Development</b>		<b>66</b>	<b>84</b>	<b>58</b>	<b>119</b>	<b>100</b>	<b>-16%</b>	<b>52%</b>
<b>General Occupational Technology</b>		<b>4</b>	<b>2</b>	<b>2</b>	<b>3</b>	<b>1</b>	<b>-67%</b>	<b>-75%</b>
General Occupational Technology		4	2	2	3	1	-67%	-75%
General Occupational Technology	A55280	4	2	2	3	1	-67%	-75%
<b>Applied Technologies</b>		<b>47</b>	<b>66</b>	<b>49</b>	<b>113</b>	<b>99</b>	<b>-12%</b>	<b>111%</b>
<b>Agribusiness</b>		<b>--</b>	<b>--</b>	<b>--</b>	<b>--</b>	<b>0</b>	<b>0%</b>	<b>0%</b>
Agribusiness Technology (new 20-21)	A15100	--	--	--	--	0	0%	0%
<b>Air Conditioning, Heating &amp; Refrigeration Technology</b>		<b>8</b>	<b>8</b>	<b>7</b>	<b>15</b>	<b>19</b>	<b>27%</b>	<b>138%</b>
Air Conditioning, Heating & Refrigeration	D35100	5	6	6	10	4	-60%	-20%
Air Conditioning, Heating & Refrigeration	C35100A	3	2	1	5	14	180%	367%
Air Conditioning, Heating & Refrigeration Technology	C35100EC	--	--	--	--	1		
<b>Electrical Systems Technology</b>		<b>16</b>	<b>32</b>	<b>20</b>	<b>38</b>	<b>23</b>	<b>-39%</b>	<b>44%</b>
Electrical Systems Technology	A35130	1	6	3	7	3	-57%	200%
Electrical/Electronics Technology (term. 12-13)	A35220	2	--	--	--	--	0%	0%
Electrical/Electronics Technology (term. 15-16)	D35130	1	1	0	--	--	0%	0%
Automation Systems (term. 16-17)	C35130AS	2	--	--	--	--	0%	0%
Electrical Systems Technology (new 16-17)	C35130M	--	5	5	7	5	-29%	0%
Electrical Systems Technology	C35130MP	1	0	0	0	0	0%	-100%
Programmable Logic Controllers (new 16-17)	C35130PL	3	6	4	9	2	-78%	-33%
Electrical Systems Technology-Commercial Wiring (new 19-20)	C35130CW	--	--	0	5	8	60%	0%
Electrical Systems Technology-Indus Automation Maint. (new 19-20)	C35130IA	--	--	0	5	0	-100%	0%
Residential, Commercial & Industrial Wiring	C35130R	1	2	0	0	0	0%	-100%
Robotics (new 16-17)	C35130RB	4	5	4	3	4	33%	0%
Sustainable Technologies (term. 15-16)	C35130S	1	2	--	--	--	0%	0%
Industrial Wiring (term. 19-20)	C35130W	--	5	4	2	1	-50%	0%
<b>Computer Integrated Machining</b>		<b>13</b>	<b>5</b>	<b>5</b>	<b>32</b>	<b>21</b>	<b>-34%</b>	<b>62%</b>
Computer Integrated Machining	A50210	11	5	3	5	4	-20%	-64%
Computer Integrated Machining	D50210	1	0	1	8	4	-50%	300%
Computer Integrated Machining	C50210C	1	0	1	9	3	-67%	200%
Computer-Integrated Machining, Manual Machining	C50210MM	--	--	--	10	10	0%	0%
<b>Industrial Systems Technology</b>		<b>1</b>	<b>9</b>	<b>1</b>	<b>5</b>	<b>14</b>	<b>180%</b>	<b>1300%</b>
Industrial Systems Technology	D50240	1	6	0	5	1	-80%	0%
Industrial Systems Technology (new 16-17)	C50340T	--	3	0	0	0	0%	0%
Trouble Shooting (new 17-18)	C50240T	--	0	1	0	13	0%	0%
<b>Manufacturing Technology</b>		<b>--</b>	<b>--</b>	<b>0</b>	<b>0</b>	<b>0</b>	<b>0%</b>	<b>0%</b>
Manufacturing Technology (new 18-19)	A50320	--	--	0	0	0	0%	0%
<b>Welding Technology</b>		<b>9</b>	<b>12</b>	<b>16</b>	<b>23</b>	<b>22</b>	<b>-4%</b>	<b>144%</b>
Welding Technology (new 17-18)	D50420	--	3	2	6	1	-83%	0%
Welding Technology	C50420	9	9	14	17	21	24%	133%
<b>Workforce Development (terminated programs)</b>		<b>15</b>	<b>16</b>	<b>7</b>	<b>3</b>	<b>0</b>	<b>-100%</b>	<b>-100%</b>
<b>Horticulture Technology</b>		<b>2</b>	<b>0</b>	<b>0</b>	<b>--</b>	<b>--</b>	<b>0%</b>	<b>0%</b>
Horticulture Technology (term. 17-18)	A15240	2	0	--	--	--	0%	0%
Landscape Technician (term. 18-19)	C15240T	0	0	--	--	--	0%	0%
<b>Brewing, Distillation, and Fermentation</b>		<b>8</b>	<b>5</b>	<b>5</b>	<b>3</b>	<b>0</b>	<b>-100%</b>	<b>-100%</b>
BDF: Equipment, Packaging and Maintenance (term. 18-19)	A15250EP	4	1	--	--	--	0%	0%
BDF: Specialty Agriculture for Fermentation (term. 18-19)	A15250SA	2	1	1	--	--	0%	0%
Craft Brewing (term. 18-19)	C15250	1	3	3	3	--	0%	0%
BDF: Brewing Specialty Agriculture (term. 17-18)	C15250SA	1	0	1	--	--	0%	0%
<b>Electronics Engineering Technology</b>		<b>5</b>	<b>11</b>	<b>2</b>	<b>0</b>	<b>0</b>	<b>0%</b>	<b>-100%</b>
Electronics Engineering Technology (term. 18-19)	D40200	0	1	--	--	--	0%	0%
Basic Electronics (term. 18-19)	C40200	0	2	--	--	--	0%	0%
Electronics Engineering Technology Fundamentals (term. 18-19)	C40200EP	1	2	--	--	--	0%	0%
Industrial Electronics (term. 18-19)	C40200I	0	2	--	--	--	0%	0%
Electronics Engineering Technology (term. 19-20)	A40200	4	4	2	--	--	0%	0%

## COMPLETIONS BY DEGREE ACADEMIC YEARS 2016-2017 THROUGH 2020-2021

							% Change	
		2016-17	2017-18	2018-19	2019-20	2020-21	19/20-20/21	16/17-20/21
<b>High School Programs</b>		<b>80</b>	<b>78</b>	<b>35</b>	<b>73</b>	<b>72</b>	<b>-1%</b>	<b>-10%</b>
Early College High School	A10100EC	41	42	14	32	22	-31%	-46%
Early College High School	A10400EC	22	30	14	35	36	3%	64%
Welding Technology/Early College	C50420EC	--	--	--	--	2	0%	0%
Pathway: Associate in Arts	P1012C	--	--	--	--	0	0%	0%
Pathway: Associate in Science	P1042C	--	--	--	--	0	0%	0%
Pathway: ADN Pathway <i>(new 17-18)</i>	P1032C	--	--	--	--	0	0%	0%
Pathway: Associate in Fine Arts in Visual Arts <i>(new 20-21)</i>	P1062C	--	--	--	--	0	0%	0%
Pathway: Agribusiness Technology-Certificate <i>(new 20-21)</i>	C15100AP	--	--	--	--	0	0%	0%
Pathway: CJ Technology Generalist PA	C55180GP	0	0	1	1	2	100%	0%
Pathway: Computer Integrated Machining	C50210MP	2	1	0	0	0	0%	-100%
Pathway: Cosmetology	C55140CP	0	0	0	0	0	0%	0%
Pathway: Early Childhood Education	C55220EP	0	0	0	0	0	0%	0%
Pathway: Manual Machining Fundamentals <i>(new 20-21)</i>	C50210RP	--	--	--	0	0	0%	0%
Pathway: Web Technologies <i>(new 19-20)</i>	C25590IP	--	--	--	1	0	-100%	0%
Pathway: Welding Technology	C50420WP	15	5	6	3	7	133%	-53%
Pathway: Business Administration <i>(new 19-20)</i>	C25120BP	--	--	--	0	0	0%	0%
Pathway: Air Conditioning and Refrigeration Basics <i>(new 18-19)</i>	C35100HP	--	--	--	0	3	0%	0%
Pathway: Manufacturing Technology Certificate <i>(new 19-20)</i>	C50320MP	--	--	0	0	0	0%	0%
Pathway: Comp-Int Machining, Manual Machining <i>(new 19-20)</i>	C35130IP	--	--	--	1	0	-100%	0%